

Systemkompatibilität für BEGO 3D-Druck Materialien – DE

Wählen sie ihr gewünschtes Material aus:

VarseoSmile TriniQ – Kompatible 3D-Drucker.....	3
VarseoSmile TriniQ – Kompatible Reinigungsprozesse	4
VarseoSmile TriniQ – Kompatible Nachbelichtungsprozesse	5
VarseoSmile Crown ^{plus} – Kompatible 3D-Drucker	6
VarseoSmile Crown ^{plus} – Kompatible Reinigungsprozesse	8
VarseoSmile Crown ^{plus} – Kompatible Nachbelichtungsprozesse.....	10
VarseoSmile Temp – Kompatible 3D-Drucker.....	12
VarseoSmile Temp – Kompatible Reinigungsprozesse	14
VarseoSmile Temp – Kompatible Nachbelichtungsprozesse	16
VarseoSmile Teeth – Kompatible 3D-Drucker.....	18
VarseoSmile Teeth – Kompatible Reinigungsprozesse	19
VarseoSmile Teeth – Kompatible Nachbelichtungsprozesse	20
VarseoWax CAD/Cast – Kompatible 3D-Drucker	20
VarseoWax CAD/Cast – Kompatible Reinigungsprozesse	22
VarseoWax CAD/Cast – Kompatible Nachbelichtungsprozesse	23
VarseoWax Model – Kompatible 3D-Drucker	24
VarseoWax Model – Kompatible Reinigungsprozesse.....	25
VarseoWax Model – Kompatible Nachbelichtungsprozesse	26
Zusatzinformationen.....	27
Manuele Reinigung mit Tensiden	28

* This symbol is a business name / registered trademark of a company that does not belong to the BEGO Group.
For detailed information on the production workflow, please refer to the instructions for use of the respective VarseoSmile or VarseoWax resins.
Images and illustrations are exemplary. Color, symbols, design and information on the labels and / or packaging shown may differ from reality.
Products and services shown may not be available in all countries.

System compatibility Overview for BEGO 3D-printing materials – EN

Choose your requested Material:

VarseoSmile TriniQ – compatible 3D-printers	29
VarseoSmile TriniQ – compatible cleaning processes.....	30
VarseoSmile TriniQ – compatible post-curing processes	31
VarseoSmile Crown ^{plus} – compatible 3D-printers	32
VarseoSmile Crown ^{plus} – compatible cleaning processes	34
VarseoSmile Crown ^{plus} – compatible post-curing processes	36
VarseoSmile Temp – compatible 3D-printers	38
VarseoSmile Temp – compatible cleaning processes.....	40
VarseoSmile Temp – compatible post-curing processes	42
VarseoSmile Teeth – compatible 3D-printers	44
VarseoSmile Teeth – compatible cleaning processes.....	45
VarseoSmile Teeth – compatible post-curing processes	46
VarseoWax CAD/Cast – compatible 3D-printers.....	46
VarseoWax CAD/Cast – compatible cleaning processes.....	48
VarseoWax CAD/Cast – compatible post-curing processes.....	49
VarseoWax Model – compatible 3D-printers.....	50
VarseoWax Model – compatible cleaning processes	51
VarseoWax Model – compatible post-curing processes.....	52
Additional information.....	53
Manual cleaning with Tensides	54

* This symbol is a business name / registered trademark of a company that does not belong to the BEGO Group.
For detailed information on the production workflow, please refer to the instructions for use of the respective VarseoSmile or VarseoWax resins.
Images and illustrations are exemplary. Color, symbols, design and information on the labels and / or packaging shown may differ from reality.
Products and services shown may not be available in all countries.

VarseoSmile TriniQ

Definitive Kronen, Brücken und Prothesenzähne



Kompatible 3D-Drucker (1/1):

	<p>SOL ^{A1} Nestingsoftware: Alpha AI</p>
	<p>MAX UV 385nm MAX 405nm MAX 2 Ultra Nestingsoftware: Composer</p>
	<p>Varseo XS Nestingsoftware: CAMCreator Print</p>
<p>DENTAL MAKERS </p>	<p>Lightbuilder 4K 2.0 ^{A13} Nestingsoftware: Chitubox</p>
	<p>Form 4B ^{A7} Nestingsoftware: PreForm</p>
	<p>Original Prusa Medical One Nestingsoftware: PrusaSlicer Medical</p>
	<p>D20+ / D20 II D30+ / D30 II D50+ Nestingsoftware: Netfabb RapidShape engine</p>
	<p>AccuFab L4D ^{A3} AccuFab CEL ^{A3} Nestingsoftware: AccuWare</p>

* This symbol is a business name / registered trademark of a company that does not belong to the BEGO Group.
For detailed information on the production workflow, please refer to the instructions for use of the respective VarseoSmile or VarseoWax resins.
Images and illustrations are exemplary. Color, symbols, design and information on the labels and / or packaging shown may differ from reality.
Products and services shown may not be available in all countries.

VarseoSmile TriniQ

Definitive Kronen, Brücken und Prothesenzähne



Kompatible Reinigungsprozesse (1/1):

 ACKURETTA *	<p>Cleani Lösungsmittel: Isopropanol 99 % Parameter: 3 Min + 3 Min</p>
	<p>Reinigung im Ultraschallbad Lösungsmittel: Isopropanol 99 %, Ethanol 96 % oder Inova Print Wash Parameter: 3 Min + 2 Min</p>
	<p>FormWash Lösungsmittel: Isopropanol 99 % Parameter: 3 Min Mit frischem Lösungsmittel absprühen</p>
	<p>Original Prusa Medical CW One Lösungsmittel: Isopropanol 99 % Parameter: 3 Min Mit frischem Lösungsmittel absprühen</p>
	<p>RS Wash Lösungsmittel: Isopropanol 99 % Parameter: 4 min Reservoir 1 3 Min Reservoir 2 3 Min trocknen Mit frischem Lösungsmittel absprühen</p>

* This symbol is a business name / registered trademark of a company that does not belong to the BEGO Group.
For detailed information on the production workflow, please refer to the instructions for use of the respective VarseoSmile or VarseoWax resins.
Images and illustrations are exemplary. Color, symbols, design and information on the labels and / or packaging shown may differ from reality.
Products and services shown may not be available in all countries.

VarseoSmile TriniQ

Definitive Kronen, Brücken und Prothesenzähne



Kompatible Nachbelichtungsprozesse (1/1):

	<p>Curie ^{P1} Belichtungszeit: 2 x 2,5 Min Belichtungsparameter: P13 D8 T2.30 BOn</p> <p>Curie Plus ^{B1} Belichtungszeit: 2 x 2 Min Belichtungsparameter: P9 D8 T2.00 BOn</p>
	<p>Otoflash ^{B1} Belichtungszeit: 2 x 2.000 Blitze Belichtungsparameter: /</p> <p>Varseo Cure ^{B1} Belichtungszeit: 2 x 2,5 Min Belichtungsparameter: P13 D8 T2.30 BOn</p>
	<p>FormCure ^{B1} Belichtungszeit: 2 x 20 Min Belichtungsparameter: 60 °C</p> <p>FastCure ^{B1} Belichtungszeit: 2 x 2 Min Belichtungsparameter: Intensität Lvl 1 (Siehe vorprogrammiertes Profil VarseoSmile TriniQ)</p>
	<p>Original Prusa Medical CW One ^{B1} Belichtungszeit: 2 x 10 Min Belichtungsparameter: 20°C</p>
	<p>RS Cure Belichtungszeit: 15 Min Belichtungsparameter: 385nm + 405nm, 100% Power, kein Vakuum</p>
	<p>FabCure 2 ^{B1} Belichtungszeit: 2 x 5 Min Belichtungsparameter: 20°C</p>

* This symbol is a business name / registered trademark of a company that does not belong to the BEGO Group.
For detailed information on the production workflow, please refer to the instructions for use of the respective VarseoSmile or VarseoWax resins.
Images and illustrations are exemplary. Color, symbols, design and information on the labels and / or packaging shown may differ from reality.
Products and services shown may not be available in all countries.

VarseoSmile Crown plus

Permanente Einzelkronen, Inlays, Onlays und Veneers



Kompatible 3D-Drucker (1/2):

	<p>DENTIQ ^{A4} Freeshape 120 ^{A4} SOL ^{A1} Nestingssoftware: Alpha AI</p>
	<p>MAX UV 385nm MAX 405nm MAX 2 Ultra Nestingssoftware: Composer</p>
	<p>Varseo XS Varseo S ^{A6} Varseo L ^{A6} Varseo ^{A6} Nestingssoftware: CAMCreator Print</p>
	<p>Trix print ^{2 A1} Nestingssoftware: TrixCam</p>
<p>DENTAL MAKERS </p>	<p>Lightbuilder 4K 2.0 ^{A13} Nestingssoftware: Chitubox</p>
<p>formlabs </p>	<p>Form 3B ^{A6 A8} Form 3B+ ^{A6 A8} Nestingssoftware: PreForm</p>
	<p>PrograPrint PR5 Nestingssoftware: PrograPrint CAM</p>
	<p>Versus 385 Nestingssoftware: MicroForm</p>
	<p>Creo C5 ^{A5} Nestingssoftware: Planmeca Creo C5 Studio</p>
	<p>Original Prusa Medical One Nestingssoftware: PrusaSlicer Medical</p>

VarseoSmile Crown plus





* This symbol is a business name / registered trademark of a company that does not belong to the BEGO Group. For detailed information on the production workflow, please refer to the instructions for use of the respective Var Images and illustrations are exemplary. Color, symbols, design and information on the labels and / or packaging Products and services shown may not be available in all countries.

© by BEGO



Permanente Einzelkronen, Inlays, Onlays und Veneers

Kompatible 3D-Drucker (2/2):

	<p>D10+ D20+ / D20 II D30+ / D30 II D50+ Nestingsoftware: Netfabb RapidShape engine</p>
	<p>AccuFab D1S^{A2} AccuFab L4D^{A2} Nestingsoftware: AccuWare</p>
	<p>Pro 55 / Pro 55S Pro 95 / Pro 95S Pro 2^{A12} Nestingsoftware: RayWare</p>
	<p>VeriBuild^{A4} VeriEko^{A1} Nestingsoftware: Alpha 3D^{A14}</p>

* This symbol is a business name / registered trademark of a company that does not belong to the BEGO Group.
For detailed information on the production workflow, please refer to the instructions for use of the respective VarseoSmile or VarseoWax resins.
Images and illustrations are exemplary. Color, symbols, design and information on the labels and / or packaging shown may differ from reality.
Products and services shown may not be available in all countries.

VarseoSmile Crown plus

Permanente Einzelkronen, Inlays, Onlays und Veneers



Kompatible Reinigungsprozesse (1/2):

	<p>Clean1 Lösungsmittel: Isopropanol 99 % Parameter: 3 Min Reservoir 1 3 Min Reservoir 2 Mit frischem Lösungsmittel absprühen</p>
	<p>Reinigung im Ultraschallbad Lösungsmittel: Isopropanol 99 %, Ethanol 96 % Parameter: 3 Min + 2 Min Mit frischem Lösungsmittel absprühen</p> <p>Manuelle Reinigung mit Tensiden Lösungsmittel: Inova PrintWash Details: Siehe letzte Seite</p>
	<p>PrograPrint Clean Lösungsmittel: Isopropanol 99 % Parameter: 3 min Reservoir 1 3 Min Reservoir 2 Mit frischem Lösungsmittel absprühen</p>
	<p>FormWash Lösungsmittel: Isopropanol 99 % Parameter: 3 Min Mit frischem Lösungsmittel absprühen</p>
	<p>RS Wash: Lösungsmittel: Isopropanol 99 % Parameter: 4 min Reservoir 1 3 Min Reservoir 2 3 Min trocknen Mit frischem Lösungsmittel absprühen</p>



* This symbol is a business name / registered trademark of a company that does not belong to the BEGO Group.
For detailed information on the production workflow, please refer to the instructions for use of the respective VarseoSmile or VarseoWax resins.
Images and illustrations are exemplary. Color, symbols, design and information on the labels and / or packaging shown may differ from reality.
Products and services shown may not be available in all countries.

VarseoSmile Crown ^{plus}

Permanente Einzelkronen, Inlays, Onlays und Veneers



Kompatible Reinigungsprozesse (2/2):

	<p>ProWash/Dry / ProWash S Lösungsmittel: Isopropanol 99 % Parameter: 4 min Reservoir 1 3 Min Reservoir 2 3 Min trocknen Mit frischem Lösungsmittel absprühen</p>
	<p>VeriWash / VeriWhirl Lösungsmittel: Isopropanol 99 % Parameter: 3 Min + 3 Min Mit frischem Lösungsmittel absprühen</p>

* This symbol is a business name / registered trademark of a company that does not belong to the BEGO Group.
 For detailed information on the production workflow, please refer to the instructions for use of the respective VarseoSmile or VarseoWax resins.
 Images and illustrations are exemplary. Color, symbols, design and information on the labels and / or packaging shown may differ from reality.
 Products and services shown may not be available in all countries.

VarseoSmile Crown plus

Permanente Einzelkronen, Inlays, Onlays und Veneers



Kompatible Nachbelichtungsprozesse (1/2):

	<p>Curie ^{P1} Belichtungszeit: 2 x 2,5 Min Belichtungsparameter: P13 D8 T2.30 BOn</p> <p>Curie Plus ^{B1} Belichtungszeit: 2 x 2 Min Belichtungsparameter: P9 D8 T2.00 BOn</p>
	<p>Otoflash ^{B1} Belichtungszeit: 2 x 2.000 Blitze Belichtungsparameter: /</p> <p>Varseo Cure ^{B1} Belichtungszeit: 2 x 2,5 Min Belichtungsparameter: P13 D8 T2.30 BOn</p>
	<p>Prograprint Cure ^{B1 B2} Belichtungszeit: 2 x 2 Min Belichtungsparameter: 25 % Intensität, 405nm – Nachbelichtung auf dem PrograPrint Object Holder</p>
	<p>HiLite Power ^{B1} Belichtungszeit: 2 x 90s Belichtungsparameter: /</p>
	<p>FormCure ^{B1} Belichtungszeit: 2 x 20 Min Belichtungsparameter: 60 °C</p> <p>FastCure ^{B1} Belichtungszeit: 2 x 2,5 Min Belichtungsparameter: Intensität Lvl 1 (Siehe vorprogrammiertes Profil Permanent Crown)</p>
	<p>RS Cure Belichtungszeit: 15 Min Belichtungsparameter: 385nm + 405nm, 100% Power, kein Vakuum</p>




* This symbol is a business name / registered trademark of a company that does not belong to the BEGO Group.
For detailed information on the production workflow, please refer to the instructions for use of the respective VarseoSmile or VarseoWax resins.
Images and illustrations are exemplary. Color, symbols, design and information on the labels and / or packaging shown may differ from reality.
Products and services shown may not be available in all countries.

VarseoSmile Crown plus

Definitive Kronen, Brücken und Prothesenzähne



Kompatible Nachbelichtungsprozesse (2/2):

	<p>FabCure^{B1} Belichtungszeit: 2 x 15 Min Belichtungsparameter: 20 °C</p> <p>FabCure 2^{B1} Belichtungszeit: 2 x 5 Min Belichtungsparameter: 20 °C</p>
	<p>ProCure^{B1} Belichtungszeit: 2 x 20 Min Belichtungsparameter: 20 °C</p> <p>ProCure 2 Belichtungszeit: 60 Sek – Pause – 50 Sek in Zone A Belichtungsparameter: Vorprogrammiertes Profil VarseoSmile Crown plus</p> <p>NanoCure Belichtungszeit: 3:25 Min (Gesamt) Belichtungsparameter: Vorprogrammiertes Profil VarseoSmile Crown plus / Sprintray Crown</p>
	<p>CUREbox Plus^{B1} Belichtungszeit: 2 x 20 Min Belichtungsparameter: 30 °C</p>

* This symbol is a business name / registered trademark of a company that does not belong to the BEGO Group.
For detailed information on the production workflow, please refer to the instructions for use of the respective VarseoSmile or VarseoWax resins.
Images and illustrations are exemplary. Color, symbols, design and information on the labels and / or packaging shown may differ from reality.
Products and services shown may not be available in all countries.

VarseoSmile Temp

Temporäre Kronen und Brücken, Inlays, Onlays und Veneers



Kompatible 3D-Drucker (1/2):

	<p>MAX UV 385nm MAX 405nm MAX 2 Ultra Nestingsoftware: Composer</p>
	<p>DENTIQ ^{A4} Freeshape 120 ^{A4} SOL ^{A1} Nestingsoftware: Alpha AI</p>
	<p>Varseo XS Varseo S ^{A6} Varseo L ^{A6} Varseo ^{A6} Nestingsoftware: CAMCreator Print</p>
	<p>Trix print ^{2 A1} Nestingsoftware: TrixCam</p>
<p>DENTAL MAKERS </p>	<p>Lightbuilder 4K 2.0 ^{A13} Nestingsoftware: Chitubox</p>
	<p>Form 2 ^{A6 A9 A10} Form 3B ^{A6 A9 A10} Form 3B+ ^{A6 A9 A10} Nestingsoftware: PreForm</p>
	<p>PrograPrint PR5 Nestingsoftware: PrograPrint CAM</p>
	<p>Versus 385 Nestingsoftware: MicroForm</p>
	<p>Creo C5 ^{A5} Nestingsoftware: Planmeca Creo C5 Studio</p>
	<p>Original Prusa Medical One Nestingsoftware: PrusaSlicer Medical</p>





VarseoSmile Temp

* This symbol is a business name / registered trademark of a company that does not belong to the BEGO G. For detailed information on the production workflow, please refer to the instructions for use of the respective Images and illustrations are exemplary. Color, symbols, design and information on the labels and / or packa Products and services shown may not be available in all countries.



Temporäre Kronen und Brücken, Inlays, Onlays und Veneers

Kompatible 3D-Drucker (2/2):

	<p>D10+ D20+ / D20 II D30+ / D30 II D50+</p> <p>Nestingsoftware: Netfabb RapidShape engine</p>
	<p>AccuFab D1S^{A2} AccuFab L4D^{A2}</p> <p>Nestingsoftware: AccuWare</p>
	<p>Pro 55 / Pro 55S Pro 95 / Pro 95S</p> <p>Nestingsoftware: RayWare</p>
	<p>VeriBuild^{A4} VeriEko^{A1}</p> <p>Nestingsoftware: Alpha 3D^{A14}</p>

* This symbol is a business name / registered trademark of a company that does not belong to the BEGO Group.
For detailed information on the production workflow, please refer to the instructions for use of the respective VarseoSmile or VarseoWax resins.
Images and illustrations are exemplary. Color, symbols, design and information on the labels and / or packaging shown may differ from reality.
Products and services shown may not be available in all countries.

VarseoSmile Temp

Temporäre Kronen und Brücken, Inlays, Onlays und Veneers



Kompatible Reinigungsprozesse (1/2):

	<p>Cleani Lösungsmittel: Isopropanol 99 % Parameter: 3 Min Reservoir 1 3 Min Reservoir 2 Mit frischem Lösungsmittel absprühen</p>
	<p>Reinigung im Ultraschallbad Lösungsmittel: Isopropanol 99 %, Ethanol 96 % Parameter: 3 Min + 2 Min Mit frischem Lösungsmittel absprühen</p> <p>Manuelle Reinigung mit Tensiden Lösungsmittel: Inova PrintWash Details: Siehe letzte Seite</p>
	<p>PrograPrint Clean Lösungsmittel: Isopropanol 99 % Parameter: 3 min Reservoir 1 3 Min Reservoir 2 Mit frischem Lösungsmittel absprühen</p>
	<p>FormWash Lösungsmittel: Isopropanol 99 % Parameter: 3 Min Mit frischem Lösungsmittel absprühen</p>
	<p>RS Wash: Lösungsmittel: Isopropanol 99 % Parameter: 4 min Reservoir 1 3 Min Reservoir 2 3 Min trocknen Mit frischem Lösungsmittel absprühen</p>



* This symbol is a business name / registered trademark of a company that does not belong to the BEGO Group.
For detailed information on the production workflow, please refer to the instructions for use of the respective VarseoSmile or VarseoWax resins.
Images and illustrations are exemplary. Color, symbols, design and information on the labels and / or packaging shown may differ from reality.
Products and services shown may not be available in all countries.

VarseoSmile Temp

Temporäre Kronen und Brücken, Inlays, Onlays und Veneers



Kompatible Reinigungsprozesse (2/2):

	<p>ProWash/Dry / ProWash S Lösungsmittel: Isopropanol 99 % Parameter: 4 min Reservoir 1 3 Min Reservoir 2 3 Min trocknen Mit frischem Lösungsmittel absprühen</p>
	<p>VeriWash / VeriWhirl Lösungsmittel: Isopropanol 99 % Parameter: 3 Min + 3 Min Mit frischem Lösungsmittel absprühen</p>

* This symbol is a business name / registered trademark of a company that does not belong to the BEGO Group.
 For detailed information on the production workflow, please refer to the instructions for use of the respective VarseoSmile or VarseoWax resins.
 Images and illustrations are exemplary. Color, symbols, design and information on the labels and / or packaging shown may differ from reality.
 Products and services shown may not be available in all countries.

VarseoSmile Temp

Temporäre Kronen und Brücken, Inlays, Onlays und Veneers



Kompatible Nachbelichtungsprozesse (1/2):

	<p>Curie^{B1} Belichtungszeit: 2 x 2,5 Min Belichtungsparameter: P13 D8 T2.30 BOn</p> <p>Curie Plus^{B1} Belichtungszeit: 2 x 2 Min Belichtungsparameter: P9 D8 T2.00 BOn</p>
	<p>Otoflash^{B1} Belichtungszeit: 2 x 2.000 Blitze Belichtungsparameter: /</p> <p>Varseo Cure^{B1} Belichtungszeit: 2 x 2,5 Min Belichtungsparameter: P13 D8 T2.30 BOn</p>
	<p>Prograprint Cure^{B1 B2} Belichtungszeit: 2 x 2 Min Belichtungsparameter: 25 % Intensität, 405nm – Nachbelichtung auf dem PrograPrint Object Holder</p>
	<p>HiLite Power^{B1} Belichtungszeit: 2 x 90s Belichtungsparameter: /</p>
	<p>FormCure^{B1} Belichtungszeit: 2 x 20 Min Belichtungsparameter: 60 °C</p> <p>FastCure^{B1} Belichtungszeit: 2 x 2,5 Min Belichtungsparameter: Intensität Lvl 1 (Siehe vorprogrammiertes Profil Temporary CB)</p>
	<p>RS Cure Belichtungszeit: 15 Min Belichtungsparameter: 385nm + 405nm, 100% Power, kein Vakuum</p>




* This symbol is a business name / registered trademark of a company that does not belong to the BEGO Group.
For detailed information on the production workflow, please refer to the instructions for use of the respective VarseoSmile or VarseoWax resins.
Images and illustrations are exemplary. Color, symbols, design and information on the labels and / or packaging shown may differ from reality.
Products and services shown may not be available in all countries.

VarseoSmile Temp

Temporäre Kronen und Brücken, Inlays, Onlays und Veneers



Kompatible Nachbelichtungsprozesse (2/2):

	<p>FabCure^{B1} Belichtungszeit: 2 x 15 Min Belichtungsparameter: 20 °C</p> <p>FabCure 2^{B1} Belichtungszeit: 2 x 5 Min Belichtungsparameter: 20 °C</p>
	<p>ProCure^{B1} Belichtungszeit: 2 x 20 Min Belichtungsparameter: 20 °C</p> <p>ProCure 2 Belichtungszeit: 60 Sek – Pause – 50 Sek in Zone A Belichtungsparameter: Vorprogrammiertes Profil VarseoSmile Crown plus</p> <p>NanoCure Belichtungszeit: 3:25 Min (Gesamt) Belichtungsparameter: Vorprogrammiertes Profil VarseoSmile Temp / Sprinray Crown</p>
	<p>CUREbox Plus^{B1} Belichtungszeit: 2 x 20 Min Belichtungsparameter: 30 °C</p>

* This symbol is a business name / registered trademark of a company that does not belong to the BEGO Group.
For detailed information on the production workflow, please refer to the instructions for use of the respective VarseoSmile or VarseoWax resins.
Images and illustrations are exemplary. Color, symbols, design and information on the labels and / or packaging shown may differ from reality.
Products and services shown may not be available in all countries.

VarseoSmile Teeth

Permanente Prothesenzähne



Kompatible 3D-Drucker (1/1):

	<p>DENTIQ ^{A4} Freeshape 120 ^{A4} SOL ^{A1} Nestingssoftware: Alpha AI</p>
	<p>MAX UV 385nm MAX 405nm MAX 2 Ultra Nestingssoftware: Composer</p>
	<p>Varseo XS Nestingssoftware: CAMCreator Print</p>
	<p>Trix print² ^{A1} Nestingssoftware: TrixCam</p>
<p>DENTAL MAKERS </p>	<p>Lightbuilder 4K 2.0 ^{A13} Nestingssoftware: Chitubox</p>
	<p>Creo C5 ^{A5} Nestingssoftware: Planmeca Creo C5 Studio</p>
	<p>Original Prusa Medical One Nestingssoftware: PrusaSlicer Medical</p>
	<p>D20+ / D20 II D30+ / D30 II D50+ Nestingssoftware: Netfabb RapidShape engine</p>
	<p>AccuFab D1S ^{A2} AccuFab L4D ^{A2} Nestingssoftware: AccuWare</p>
	<p>Pro 55 / Pro 55S Pro 95 / Pro 95S Nestingssoftware: RayWare</p>



* This symbol is a business name / registered trademark of a company that does not belong to the BEGO Group.
 For detailed information on the production workflow, please refer to the instructions for use of the respective VarseoSmile or VarseoWax resins.
 Images and illustrations are exemplary. Color, symbols, design and information on the labels and / or packaging shown may differ from reality.
 Products and services shown may not be available in all countries.

VarseoSmile Teeth

Permanente Prothesenzähne



Kompatible Reinigungsprozesse (1/1):

	<p>Cleani Lösungsmittel: Isopropanol 99 % Parameter: 3 Min Reservoir 1 3 Min Reservoir 2 Mit frischem Lösungsmittel absprühen</p>
	<p>Reinigung im Ultraschallbad Lösungsmittel: Isopropanol 99 %, Ethanol 96 % Parameter: 3 Min + 2 Min Mit frischem Lösungsmittel absprühen</p>
	<p>RS Wash: Lösungsmittel: Isopropanol 99 % Parameter: 4 min Reservoir 1 3 Min Reservoir 2 3 Min trocknen Mit frischem Lösungsmittel absprühen</p>
	<p>ProWash/Dry / ProWash S Lösungsmittel: Isopropanol 99 % Parameter: 4 min Reservoir 1 3 Min Reservoir 2 3 Min trocknen Mit frischem Lösungsmittel absprühen</p>
	<p>VeriWash / VeriWhirl Lösungsmittel: Isopropanol 99 % Parameter: 3 Min + 3 Min Mit frischem Lösungsmittel absprühen</p>







* This symbol is a business name / registered trademark of a company that does not belong to the BEGO Group.
For detailed information on the production workflow, please refer to the instructions for use of the respective VarseoSmile or VarseoWax resins.
Images and illustrations are exemplary. Color, symbols, design and information on the labels and / or packaging shown may differ from reality.
Products and services shown may not be available in all countries.

VarseoSmile Teeth

Permanente Prothesenzähne



Kompatible Nachbelichtungsprozesse (1/1):

	<p>Curie^{B1} Belichtungszeit: 2 x 2,5 Min Belichtungsparameter: P13 D8 T2.30 BOn</p> <p>Curie Plus^{B1} Belichtungszeit: 2 x 2 Min Belichtungsparameter: P9 D8 T2.00 BOn</p>
	<p>Otoflash^{B1} Belichtungszeit: 2 x 1.500 Blitze Belichtungsparameter: /</p> <p>Varseo Cure^{B1} Belichtungszeit: 2 x 2,5 Min Belichtungsparameter: P13 D8 T2.30 BOn</p>
	<p>HiLite Power^{B1} Belichtungszeit: 2 x 90s Belichtungsparameter: /</p>
	<p>RS Cure Belichtungszeit: 15 Min Belichtungsparameter: 385nm + 405nm, 100% Power, kein Vakuum</p>
	<p>FabCure^{B1} Belichtungszeit: 2 x 15 Min Belichtungsparameter: 20 °C</p> <p>FabCure 2^{B1} Belichtungszeit: 2 x 5 Min Belichtungsparameter: 20 °C</p>
	<p>ProCure^{B1} Belichtungszeit: 2 x 20 Min Belichtungsparameter: 20 °C</p> <p>NanoCure Belichtungszeit: 3:25 Min (Gesamt) Belichtungsparameter: Vorprogrammiertes Profil VarseoSmile Teeth / Sprinray Crown</p>




VarseoWax CAD/Cast

Ausbrennbare Objekte



* This symbol is a business name / registered trademark of a company that does not belong to the BEG. For detailed information on the production workflow, please refer to the instructions for use of the respective Images and illustrations are exemplary. Color, symbols, design and information on the labels and / or products and services shown may not be available in all countries.

Kompatible 3D-Drucker (1/1):

	<p>MAX UV 385nm MAX 405nm MAX 2 Ultra Nestingsoftware: Composer</p>
	<p>Varseo XS Varseo S^{A6} Varseo L^{A6} Varseo^{A6} Nestingsoftware: CAMCreator Print</p>
	<p>D10+ D20+ / D20 II D30+ / D30 II D50+ Nestingsoftware: Netfabb RapidShape engine</p>


* This symbol is a business name / registered trademark of a company that does not belong to the BEGO Group.
For detailed information on the production workflow, please refer to the instructions for use of the respective VarseoSmile or VarseoWax resins.
Images and illustrations are exemplary. Color, symbols, design and information on the labels and / or packaging shown may differ from reality.
Products and services shown may not be available in all countries.

VarseoWax CAD/Cast

Ausbrennbare Objekte



Kompatible Reinigungsprozesse (1/1):

	<p>Reinigung im Ultraschallbad Lösungsmittel: Isopropanol 99 %, Ethanol 96 % Parameter: 3 Min + 2 Min</p>
	<p>RS Wash: Lösungsmittel: Isopropanol 99 % Parameter: 4 min Reservoir 1 3 Min Reservoir 2 3 Min trocknen Mit frischem Lösungsmittel absprühen</p>

* This symbol is a business name / registered trademark of a company that does not belong to the BEGO Group.
For detailed information on the production workflow, please refer to the instructions for use of the respective VarseoSmile or VarseoWax resins.
Images and illustrations are exemplary. Color, symbols, design and information on the labels and / or packaging shown may differ from reality.
Products and services shown may not be available in all countries.

VarseoWax CAD/Cast

Ausbrennbare Objekte



Kompatible Nachbelichtungsprozesse (1/1):

	<p>Curie Belichtungszeit: 2 Min Belichtungsparameter: P13 D8 T2.00 BOn</p>
	<p>Otoflash^{B1} Belichtungszeit: 2 x 500 Blitze Belichtungsparameter: /</p> <p>Varseo Cure Belichtungszeit: 2 Min Belichtungsparameter: P13 D8 T2.00 BOn</p>
	<p>RS Cure Belichtungszeit: 15 Min Belichtungsparameter: 385nm + 405nm, 100% Power, kein Vakuum</p>

* This symbol is a business name / registered trademark of a company that does not belong to the BEGO Group.
For detailed information on the production workflow, please refer to the instructions for use of the respective VarseoSmile or VarseoWax resins.
Images and illustrations are exemplary. Color, symbols, design and information on the labels and / or packaging shown may differ from reality.
Products and services shown may not be available in all countries.

VarseoWax Model

Dentale Modelle



Kompatible 3D-Drucker (1/1):

	<p>DENTIQ Freeshape 120 Nestingsoftware: Alpha AI</p>
	<p>Photon Mono X^{A11} Nestingsoftware: Photon Workshop V2.1.24</p>
	<p>MAX UV 385nm MAX 405nm Pro 4K80 385nm MAX 2 Ultra Nestingsoftware: Composer</p>
	<p>Varseo XS Nestingsoftware: CAMCreator Print</p>
	<p>Versus 385 Nestingsoftware: MicroForm</p>
	<p>D10+ D20+ / D20 II D30+ / D30 II D50+ Nestingsoftware: Netfabb RapidShape engine</p>

* This symbol is a business name / registered trademark of a company that does not belong to the BEGO Group.
For detailed information on the production workflow, please refer to the instructions for use of the respective VarseoSmile or VarseoWax resins.
Images and illustrations are exemplary. Color, symbols, design and information on the labels and / or packaging shown may differ from reality.
Products and services shown may not be available in all countries.

VarseoWax Model

Dentale Modelle



Kompatible Reinigungsprozesse (1/1):

	<p>Wash & Cure Plus ^{B3} Lösungsmittel: Isopropanol 99 %, Ethanol 96 % Parameter: 8 Min</p>
	<p>Reinigung im Ultraschallbad Lösungsmittel: Isopropanol 99 %, Ethanol 96 % Parameter: 5 Min</p>
	<p>FormWash Lösungsmittel: Isopropanol 99 % Parameter: 5 Min</p>
	<p>RS Wash: Lösungsmittel: Isopropanol 99 % Parameter: 4 min Reservoir 1 3 Min Reservoir 2 3 Min trocknen Mit frischem Lösungsmittel absprühen</p>







* This symbol is a business name / registered trademark of a company that does not belong to the BEGO Group.
 For detailed information on the production workflow, please refer to the instructions for use of the respective VarseoSmile or VarseoWax resins.
 Images and illustrations are exemplary. Color, symbols, design and information on the labels and / or packaging shown may differ from reality.
 Products and services shown may not be available in all countries.

VarseoWax Model

Dentale Modelle



Kompatible Nachbelichtungsprozesse (1/1):

	<p>Curie Belichtungszeit: 5 Min Belichtungsparameter: P13 D8 T5.00 BOn</p>
	<p>Wash & Cure Plus^{B1 B3} Belichtungszeit: 2 x 20 Min Belichtungsparameter: /</p>
	<p>Otoflash^{B1} Belichtungszeit: 2 x 2.000 Blitze Belichtungsparameter: /</p> <p>Varseo Cure Belichtungszeit: 5 Min Belichtungsparameter: P13 D8 T5.00 BOn</p>
	<p>HiLite Power^{B1} Belichtungszeit: 2 x 180s Belichtungsparameter: /</p>
	<p>FormCure^{B1} Belichtungszeit: 2 x 20 Min Belichtungsparameter: 60 °C</p>
	<p>RS Cure Belichtungszeit: 15 Min Belichtungsparameter: 385nm + 405nm, 100% Power, kein Vakuum</p>

* This symbol is a business name / registered trademark of a company that does not belong to the BEGO Group.
For detailed information on the production workflow, please refer to the instructions for use of the respective VarseoSmile or VarseoWax resins.
Images and illustrations are exemplary. Color, symbols, design and information on the labels and / or packaging shown may differ from reality.
Products and services shown may not be available in all countries.

Zusatzinformationen

- A1 - Gerät in Kombination mit Material nur mit Anodized Aluminium Build Platform verwendbar (Small/Medium/Large)
 - A2 - Gerät in Kombination mit Material nur mit Ceramic Build Platform verwendbar (large + large resin tank)
 - A3 - Gerät in Kombination mit Material nur mit Ceramic Build Platform verwendbar (small + small resin tank)
 - A4 - Gerät in Kombination mit Material nur mit Anodized Aluminium Build Platform verwendbar
 - A5 - Gerät in Kombination mit Material nur mit Glass Build Platform verwendbar
 - A6 - Gerät in Kombination mit Material nur mit Stainless Steel Build Platform verwendbar
 - A7 - Gerät in Kombination mit Material nur mit Build Platform Flex verwendbar
 - A8 - Formlabs vertreibt VarseoSmile Crown plus als Permanent Crown
 - A9 - VarseoSmile Temp in der Farbe Bleach ist derzeit nur für den Form 3B / Form 3B+ verfügbar
 - A10 - Formlabs vertreibt VarseoSmile Temp als Temporary CB
 - A11 - Kompatibilität gilt für den Konstruktionsstand zur Seriennr. P02123C0306508
 - A12 – Als Sprintray Crown
 - A13 - Gerät in Kombination mit Material nur mit Build Platform FastPlate verwendbar
 - A14 – Zum Download von Alpha 3D den Ackuretta Support kontaktieren
-
- B1 - Objekte zwischen den Nachbelichtungszyklen wenden, dabei das Gerät und Objekt abkühlen lassen.
 - B2 - Der PrograPrint Object Holder ist nicht im Lieferumfang des Gerätes enthalten
 - B3 - Kompatibilität gilt für den Konstruktionsstand zur Seriennr. W31126A0405446

* This symbol is a business name / registered trademark of a company that does not belong to the BEGO Group.
For detailed information on the production workflow, please refer to the instructions for use of the respective VarseoSmile or VarseoWax resins.
Images and illustrations are exemplary. Color, symbols, design and information on the labels and / or packaging shown may differ from reality.
Products and services shown may not be available in all countries.

Manuelle Reinigung mit Tensiden

Diese Reinigungsmethode ist gültig für VarseoSmile Crown^{plus} und VarseoSmile Temp

Erforderliche Werkzeuge, Ausrüstung und Materialien

- InovaPrint wash (hp-dent!) universelle 3D Druck Reinigungsflüssigkeit
- Leitungswasser
- 1-propanol (70 Vol.-%)
- Zahnbürste
- Pinsel
- Instrument zum Halten der gedruckten Objekte (z. B. Arterienklemme)
- Saugfähige Unterlage (z. B. Papierhandtücher) oder Wanne
- 2 Becher für 1-Propanol (70 Vol.-%)
- 1 Becher für Reinigungslösung
- Druckluft mit Abzug/Spritzschutz
- Persönliche Schutzausrüstung: Schutzhandschuhe und -brille



Reinigung

Entfernen Sie das gedruckte Objekt mit Hilfe eines Spatels vorsichtig von der Bauplattform.



Reinigen Sie das gedruckte Objekt mit einer Zahnbürste und/oder einem Pinsel in zwei Schritten:

Schritt 1:
Vorreinigung mit wiederverwendbarer Reinigungslösung: 5% InovaPrint-Waschmittel (hp-dent) + 95% Leitungswasser.

- 1.1 Schwenken Sie das Objekt mit einer Zange oder einer Arterienklemme 15 s lang kräftig in der Reinigungslösung. Achten Sie darauf, dass das gedruckte Objekt nicht beschädigt wird.



- 1.2 Entfernen Sie überschüssiges Harz mit einer Zahnbürste und Reinigungslösung. Zusätzlich kann ein Pinsel verwendet werden, um die Innenseite der Kronen zu reinigen. Schwenken Sie das Objekt bei Bedarf kurz in der Reinigungslösung.



Hinweis: Reinigen Sie Zahnbürste und Pinsel mit 1-Propanol, wenn sie mit Harz bedeckt sind. Trocknen Sie Zahnbürste oder Pinsel, bevor Sie sie erneut zur Reinigung des gedruckten Objekts verwenden.

- 1.3 Verwenden Sie Druckluft unter einer Abzugshaube mit Spritzschutz, um die Reinigungslösung von der Oberfläche des gedruckten Objekts zu entfernen.



- 1.4 Wiederholen Sie die Schritte 1.2 und 1.3, bis nur noch eine dünne Schicht Harz auf der Oberfläche des Drucks verbleibt.

Schritt 2:
Mit frischem 1-Propanol (70 Vol.-%) nacharbeiten

- 2.1 Schwenken Sie das gedruckte Objekt 5 s lang kräftig in 1-Propanol und trocknen Sie es sofort mit Druckluft.



- 2.2 Auf Harzreste (glänzende Stellen) prüfen. Wenn die Oberfläche des gedruckten Objekts matt ist, entfernen Sie die Stützstruktur wie im folgenden Schritt beschrieben (Schritt 2.3). Glänzende Stellen lassen sich durch schnelles Abbürsten der Oberfläche mit einem mit 1-Propanol getränkten Pinsel entfernen. Trocknen Sie das Objekt sofort mit Druckluft.

- 2.3 Entfernen Sie die Stützstruktur mit Hilfe einer Trennscheibe oder eines Seitenschneiders. Achten Sie darauf, dass das gedruckte Objekt nicht verformt wird.



- 2.4 Reinigen Sie die Okklusalfäche schnell mit einem mit 1-Propanol getränkten Pinsel, um überschüssiges Harz zu entfernen. Das gedruckte Objekt sofort mit Druckluft trocknen.



Hinweis: Die Kontaktzeit des gedruckten Objekts mit 1-Propanol muss auf ein Minimum reduziert werden, um die Bildung weißer Flecken auf der Oberfläche zu vermeiden.

- 2.5 Nachhärten der gedruckten Objekte mit einem validierten Nachbelichtungsgerät.

* This symbol is a business name / registered trademark of a company that does not belong to the BEGO Group.
For detailed information on the production workflow, please refer to the instructions for use of the respective VarseoSmile or VarseoWax resins.
Images and illustrations are exemplary. Color, symbols, design and information on the labels and / or packaging shown may differ from reality.
Products and services shown may not be available in all countries.

VarseoSmile TriniQ

Permanent crowns, bridges and denture teeth



Compatible 3D-printer (1/1):

	<p>SOL ^{A1} Nestingsoftware: Alpha AI</p>
	<p>MAX UV 385nm MAX 405nm MAX 2 Ultra Nestingsoftware: Composer</p>
	<p>Varseo XS Nestingsoftware: CAMCreator Print</p>
<p>DENTAL MAKERS </p>	<p>Lightbuilder 4K 2.0 ^{A13} Nestingsoftware: Chitubox</p>
	<p>Form 4B ^{A7} Nestingsoftware: PreForm</p>
	<p>Original Prusa Medical One Nestingsoftware: PrusaSlicer Medical</p>
	<p>D20+ / D20 II D30+ / D30 II D50+ Nestingsoftware: Netfabb RapidShape engine</p>
	<p>AccuFab L4D ^{A3} AccuFab CEL ^{A3} Nestingsoftware: AccuWare</p>

* This symbol is a business name / registered trademark of a company that does not belong to the BEGO Group.
For detailed information on the production workflow, please refer to the instructions for use of the respective VarseoSmile or VarseoWax resins.
Images and illustrations are exemplary. Color, symbols, design and information on the labels and / or packaging shown may differ from reality.
Products and services shown may not be available in all countries.

VarseoSmile TriniQ

Permanent crowns, bridges and denture teeth



Compatible cleaning processes (1/1):

	<p>Cleani Solvent: Isopropanol 99 % Parameters: 3 Min + 3 Min Spray with fresh solvent</p>
	<p>Cleaning in an ultrasonic bath Solvent: Isopropanol 99 %, Ethanol 96 % or Inova Print Wash Parameters: 3 Min + 2 Min Spray with fresh solvent</p>
	<p>FormWash Solvent: Isopropanol 99 % Parameters: 3 Min Spray with fresh solvent</p>
	<p>Original Prusa Medical CW One Solvent: Isopropanol 99 % Parameters: 3 Min Spray with fresh solvent</p>
	<p>RS Wash Solvent: Isopropanol 99 % Parameters: 4 min Reservoir 1 3 Min Reservoir 2 3 Min drying Spray with fresh solvent</p>

* This symbol is a business name / registered trademark of a company that does not belong to the BEGO Group.
For detailed information on the production workflow, please refer to the instructions for use of the respective VarseoSmile or VarseoWax resins.
Images and illustrations are exemplary. Color, symbols, design and information on the labels and / or packaging shown may differ from reality.
Products and services shown may not be available in all countries.

VarseoSmile TriniQ

Permanent crowns, bridges and denture teeth



Compatible post-curing processes (1/1):

	<p>Curie ^{P1} Post-curing time: 2 x 2,5 Min Parameters: P13 D8 T2.30 BOn</p> <p>Curie Plus ^{B1} Post-curing time: 2 x 2 Min Parameters: P9 D8 T2.00 BOn</p>
	<p>Otoflash ^{B1} Post-curing time: 2 x 2.000 Flashes Parameters: /</p> <p>Varseo Cure ^{B1} Post-curing time: 2 x 2,5 Min Parameters: P13 D8 T2.30 BOn</p>
	<p>FormCure ^{B1} Post-curing time: 2 x 20 Min Parameters: 60 °C</p> <p>FastCure ^{B1} Post-curing time: 2 x 2 Min Parameters: Intensity Lvl 1 (See preprogrammed profile VarseoSmile TriniQ)</p>
	<p>Original Prusa Medical CW One ^{B1} Post-curing time: 2 x 10 Min Parameters: 20 °C</p>
	<p>RS Cure Post-curing time: 15 Min Parameters: 385nm + 405nm, 100% Power, without vacuum</p>
	<p>FabCure 2 ^{B1} Post-curing time: 2 x 5 Min Parameters: 20°C</p>

* This symbol is a business name / registered trademark of a company that does not belong to the BEGO Group.
For detailed information on the production workflow, please refer to the instructions for use of the respective VarseoSmile or VarseoWax resins.
Images and illustrations are exemplary. Color, symbols, design and information on the labels and / or packaging shown may differ from reality.
Products and services shown may not be available in all countries.

VarseoSmile Crown plus

Permanent single crowns, inlays, onlays and veneers



Compatible 3D-printers (1/2):

	<p>DENTIQ ^{A4} Freeshape 120 ^{A4} SOL ^{A1} Nestingssoftware: Alpha AI</p>
	<p>MAX UV 385nm MAX 405nm MAX 2 Ultra Nestingssoftware: Composer</p>
	<p>Varseo XS Varseo S ^{A6} Varseo L ^{A6} Varseo ^{A6} Nestingssoftware: CAMCreator Print</p>
	<p>Trix print² ^{A1} Nestingssoftware: TrixCam</p>
<p>DENTAL MAKERS </p>	<p>Lightbuilder 4K 2.0 ^{A13} Nestingssoftware: Chitubox</p>
<p>formlabs </p>	<p>Form 3B ^{A6 A8} Form 3B+ ^{A6 A8} Nestingssoftware: PreForm</p>
	<p>PrograPrint PR5 Nestingssoftware: PrograPrint CAM</p>
	<p>Versus 385 Nestingssoftware: MicroForm</p>
	<p>Creo C5 ^{A5} Nestingssoftware: Planmeca Creo C5 Studio</p>
	<p>Original Prusa Medical One Nestingssoftware: PrusaSlicer Medical</p>





VarseoSmile Crown plus



* This symbol is a business name / registered trademark of a company that does not belong to the BEGO Group. For detailed information on the production workflow, please refer to the instructions for use of the respective Var Images and illustrations are exemplary. Color, symbols, design and information on the labels and / or packaging Products and services shown may not be available in all countries.

Permanent single crowns, inlays, onlays and veneers

Compatible 3D-printers (2/2):

	<p>D10+ D20+ / D20 II D30+ / D30 II D50+</p> <p>Nestingsoftware: Netfabb RapidShape engine</p>
	<p>AccuFab D1S^{A2} AccuFab L4D^{A2}</p> <p>Nestingsoftware: AccuWare</p>
	<p>Pro 55 / Pro 55S Pro 95 / Pro 95S Pro 2^{A12}</p> <p>Nestingsoftware: RayWare</p>
	<p>VeriBuild^{A4} VeriEko^{A1}</p> <p>Nestingsoftware: Alpha 3D^{A14}</p>

* This symbol is a business name / registered trademark of a company that does not belong to the BEGO Group.
For detailed information on the production workflow, please refer to the instructions for use of the respective VarseoSmile or VarseoWax resins.
Images and illustrations are exemplary. Color, symbols, design and information on the labels and / or packaging shown may differ from reality.
Products and services shown may not be available in all countries.

VarseoSmile Crown plus

Permanent single crowns, inlays, onlays and veneers



Compatible cleaning processes (1/2):

	<p>Clean Solvent: Isopropanol 99 % Parameters: 3 Min Reservoir 1 3 Min Reservoir 2 Spray with fresh solvent</p>
	<p>Cleaning in an ultrasonic bath Solvent: Isopropanol 99 %, Ethanol 96 % Parameters: 3 Min + 2 Min Spray with fresh solvent</p> <p>Manual cleaning with tensides Solvent: Inova PrintWash Details: See Page “Manual cleaning with Tensides”</p>
	<p>PrograPrint Clean Solvent: Isopropanol 99 % Parameters: 3 min Reservoir 1 3 Min Reservoir 2 Spray with fresh solvent</p>
	<p>FormWash Solvent: Isopropanol 99 % Parameters: 3 Min Spray with fresh solvent</p>
	<p>RS Wash: Solvent: Isopropanol 99 % Parameters: 4 min Reservoir 1 3 Min Reservoir 2 3 Min drying Spray with fresh solvent</p>



* This symbol is a business name / registered trademark of a company that does not belong to the BEGO Group.
For detailed information on the production workflow, please refer to the instructions for use of the respective VarseoSmile or VarseoWax resins.
Images and illustrations are exemplary. Color, symbols, design and information on the labels and / or packaging shown may differ from reality.
Products and services shown may not be available in all countries.

VarseoSmile Crown ^{plus}

Permanent single crowns, inlays, onlays and veneers



Compatible cleaning processes (2/2):

	<p>ProWash/Dry / ProWash S Solvent: Isopropanol 99 % Parameters: 4 min Reservoir 1 3 Min Reservoir 2 3 Min drying Spray with fresh solvent</p>
	<p>VeriWash / VeriWhirl Solvent: Isopropanol 99 % Parameter: 3 Min + 3 Min Spray with fresh solvent</p>

* This symbol is a business name / registered trademark of a company that does not belong to the BEGO Group.
For detailed information on the production workflow, please refer to the instructions for use of the respective VarseoSmile or VarseoWax resins.
Images and illustrations are exemplary. Color, symbols, design and information on the labels and / or packaging shown may differ from reality.
Products and services shown may not be available in all countries.

VarseoSmile Crown plus

Permanent single crowns, inlays, onlays and veneers



Compatible post-curing processes(1/2):

	<p>Curie ^{P1} Post-curing time: 2 x 2,5 Min Parameters: P13 D8 T2.30 BOn</p> <p>Curie Plus ^{B1} Post-curing time: 2 x 2 Min Parameters: P9 D8 T2.00 BOn</p>
	<p>Otoflash ^{B1} Post-curing time: 2 x 2.000 Flashes Parameters: /</p> <p>Varseo Cure ^{B1} Post-curing time: 2 x 2,5 Min Parameters: P13 D8 T2.30 BOn</p>
	<p>PrograPrint Cure ^{B1 B2} Post-curing time: 2 x 2 Min Parameters: 25 % Intensität, 405nm – Post-curing on PrograPrint Object Holder</p>
	<p>HiLite Power ^{B1} Post-curing time: 2 x 90s Parameters: /</p>
	<p>FormCure ^{B1} Post-curing time: 2 x 20 Min Parameters: 60 °C</p> <p>FastCure ^{B1} Post-curing time: 2 x 2,5 Min Parameters: Intensity Lvl 1 (See preprogrammed profile Permanent Crown)</p>
	<p>RS Cure Post-curing time: 15 Min Parameters: 385nm + 405nm, 100% Power, no vacuum</p>




* This symbol is a business name / registered trademark of a company that does not belong to the BEGO Group.
For detailed information on the production workflow, please refer to the instructions for use of the respective VarseoSmile or VarseoWax resins.
Images and illustrations are exemplary. Color, symbols, design and information on the labels and / or packaging shown may differ from reality.
Products and services shown may not be available in all countries.

VarseoSmile Crown plus

Permanent single crowns, inlays, onlays and veneers



Compatible post-curing processes(2/2):

	<p>FabCure^{B1} Post-curing time: 2 x 15 Min Parameters: 20 °C</p> <p>FabCure 2^{B1} Post-curing time: 2 x 5 Min Parameters: 20 °C</p>
	<p>ProCure^{B1} Post-curing time: 2 x 20 Min Parameters: 20 °C</p> <p>ProCure 2 Post-curing time: 60 s – Pause – 50 s in Zone A Parameters: See preprogrammed profile VarseoSmile Crown plus / Sprinray Crown</p> <p>NanoCure Post-curing time: 3:25 Min (Total) Parameters: See preprogrammed profile VarseoSmile Crown plus / Sprinray Crown</p>
	<p>CUREbox Plus^{B1} Post-curing time: 2 x 20 Min Parameters: 30 °C</p>

* This symbol is a business name / registered trademark of a company that does not belong to the BEGO Group.
For detailed information on the production workflow, please refer to the instructions for use of the respective VarseoSmile or VarseoWax resins.
Images and illustrations are exemplary. Color, symbols, design and information on the labels and / or packaging shown may differ from reality.
Products and services shown may not be available in all countries.

VarseoSmile Temp

Temporary crown and bridge restorations, inlays, onlays and veneers:



Compatible 3D-printers (1/2):

	<p>MAX UV 385nm MAX 405nm MAX 2 Ultra Nestingsoftware: Composer</p>
	<p>DENTIQ ^{A4} Freeshape 120 ^{A4} SOL ^{A1} Nestingsoftware: Alpha AI</p>
	<p>Varseo XS Varseo S ^{A6} Varseo L ^{A6} Varseo ^{A6} Nestingsoftware: CAMCreator Print</p>
	<p>Trix print ^{2 A1} Nestingsoftware: TrixCam</p>
<p>DENTAL MAKERS </p>	<p>Lightbuilder 4K 2.0 ^{A13} Nestingsoftware: Chitubox</p>
	<p>Form 2 ^{A6 A9 A10} Form 3B ^{A6 A9 A10} Form 3B+ ^{A6 A9 A10} Nestingsoftware: PreForm</p>
	<p>PrograPrint PR5 Nestingsoftware: PrograPrint CAM</p>
	<p>Versus 385 Nestingsoftware: MicroForm</p>
	<p>Creo C5 ^{A5} Nestingsoftware: Planmeca Creo C5 Studio</p>
	<p>Original Prusa Medical One Nestingsoftware: PrusaSlicer Medical</p>





VarseoSmile Temp

* This symbol is a business name / registered trademark of a company that does not belong to the BEGO G. For detailed information on the production workflow, please refer to the instructions for use of the respective Images and illustrations are exemplary. Color, symbols, design and information on the labels and / or packa Products and services shown may not be available in all countries.



Temporary crown and bridge restorations, inlays, onlays and veneers

Compatible 3D-printers (2/2):

	<p>D10+ D20+ / D20 II D30+ / D30 II D50+</p> <p>Nestingsoftware: Netfabb RapidShape engine</p>
	<p>AccuFab D1S^{A2} AccuFab L4D^{A2}</p> <p>Nestingsoftware: AccuWare</p>
	<p>Pro 55 / Pro 55S Pro 95 / Pro 95S</p> <p>Nestingsoftware: RayWare</p>
	<p>VeriBuild^{A4} VeriEko^{A1}</p> <p>Nestingsoftware: Alpha 3D^{A14}</p>

* This symbol is a business name / registered trademark of a company that does not belong to the BEGO Group.
For detailed information on the production workflow, please refer to the instructions for use of the respective VarseoSmile or VarseoWax resins.
Images and illustrations are exemplary. Color, symbols, design and information on the labels and / or packaging shown may differ from reality.
Products and services shown may not be available in all countries.

VarseoSmile Temp

Temporary crown and bridge restorations, inlays, onlays and veneers



Compatible cleaning processes (1/2):

	<p>Cleani Solvent: Isopropanol 99 % Parameters: 3 Min Reservoir 1 3 Min Reservoir 2 Spray with fresh solvent</p>
	<p>Cleaning in an ultrasonic bath Solvent: Isopropanol 99 %, Ethanol 96 % Parameters: 3 Min + 2 Min Spray with fresh solvent</p> <p>Manual cleaning with tensides Solvent: Inova PrintWash Details: See Page “Manual cleaning with Tensides”</p>
	<p>PrograPrint Clean Solvent: Isopropanol 99 % Parameters: 3 min Reservoir 1 3 Min Reservoir 2 Spray with fresh solvent</p>
	<p>FormWash Solvent: Isopropanol 99 % Parameters: 3 Min Spray with fresh solvent</p>
	<p>RS Wash: Solvent: Isopropanol 99 % Parameters: 4 min Reservoir 1 3 Min Reservoir 2 3 Min drying Spray with fresh solvent</p>



* This symbol is a business name / registered trademark of a company that does not belong to the BEGO Group.
For detailed information on the production workflow, please refer to the instructions for use of the respective VarseoSmile or VarseoWax resins.
Images and illustrations are exemplary. Color, symbols, design and information on the labels and / or packaging shown may differ from reality.
Products and services shown may not be available in all countries.

VarseoSmile Temp

Temporary crown and bridge restorations, inlays, onlays and veneer.



Compatible cleaning processes (2/2):

	<p>ProWash/Dry / ProWash S Solvent: Isopropanol 99 % Parameter: 4 min Reservoir 1 3 Min Reservoir 2 3 Min drying Spray with fresh solvent</p>
	<p>VeriWash / VeriWhirl Solvent: Isopropanol 99 % Parameters: 3 Min + 3 Min Spray with fresh solvent</p>

* This symbol is a business name / registered trademark of a company that does not belong to the BEGO Group.
For detailed information on the production workflow, please refer to the instructions for use of the respective VarseoSmile or VarseoWax resins.
Images and illustrations are exemplary. Color, symbols, design and information on the labels and / or packaging shown may differ from reality.
Products and services shown may not be available in all countries.

VarseoSmile Temp

Temporary crown and bridge restorations, inlays, onlays and veneers



Compatible post-curing processes(1/2):

	<p>Curie^{B1} Post-curing time: 2 x 2,5 Min Parameters: P13 D8 T2.30 BOn</p> <p>Curie Plus^{B1} Post-curing time: 2 x 2 Min Parameters: P9 D8 T2.00 BOn</p>
	<p>Otoflash^{B1} Post-curing time: 2 x 2.000 Flashes Parameters: /</p> <p>Varseo Cure^{B1} Post-curing time: 2 x 2,5 Min Parameters: P13 D8 T2.30 BOn</p>
	<p>Prograprint Cure^{B1 B2} Post-curing time: 2 x 2 Min Parameters: 25 % Intensity, 405nm – Post-curing on PrograPrint Object Holder</p>
	<p>HiLite Power^{B1} Post-curing time: 2 x 90s Parameters: /</p>
	<p>FormCure^{B1} Post-curing time: 2 x 20 Min Parameters: 60 °C</p> <p>FastCure^{B1} Post-curing time: 2 x 2,5 Min Parameters: Intensity Lvl 1 (See preprogrammed profile Temporary CB)</p>
	<p>RS Cure Post-curing time: 15 Min Parameters: 385nm + 405nm, 100% Power, without vacuum</p>




* This symbol is a business name / registered trademark of a company that does not belong to the BEGO Group.
For detailed information on the production workflow, please refer to the instructions for use of the respective VarseoSmile or VarseoWax resins.
Images and illustrations are exemplary. Color, symbols, design and information on the labels and / or packaging shown may differ from reality.
Products and services shown may not be available in all countries.

VarseoSmile Temp

Temporary crown and bridge restorations, inlays, onlays and veneers



Compatible post-curing processes(2/2):

	<p>FabCure^{B1} Post-curing time: 2 x 15 Min Parameters: 20 °C</p> <p>FabCure 2^{B1} Post-curing time: 2 x 5 Min Parameters: 20 °C</p>
	<p>ProCure^{B1} Post-curing time: 2 x 20 Min Parameters: 20 °C</p> <p>ProCure 2 Post-curing time: 60 s – Pause – 50 s in Zone A Parameters: See preprogrammed profile VarseoSmile Temp / Sprinray Crown</p> <p>NanoCure Post-curing time: 3:25 Min (Total) Parameters: See preprogrammed profile VarseoSmile Temp / Sprinray Crown</p>
	<p>CUREbox Plus^{B1} Post-curing time: 2 x 20 Min Parameters: 30 °C</p>

* This symbol is a business name / registered trademark of a company that does not belong to the BEGO Group.
For detailed information on the production workflow, please refer to the instructions for use of the respective VarseoSmile or VarseoWax resins.
Images and illustrations are exemplary. Color, symbols, design and information on the labels and / or packaging shown may differ from reality.
Products and services shown may not be available in all countries.

VarseoSmile Teeth

Denture Teeth



Compatible 3D-printers (1/1):

	<p>DENTIQ ^{A4} Freeshape 120 ^{A4} SOL ^{A1} Nestingssoftware: Alpha AI</p>
	<p>MAX UV 385nm MAX 405nm MAX 2 Ultra Nestingssoftware: Composer</p>
	<p>Varseo XS Nestingssoftware: CAMCreator Print</p>
	<p>Trix print² ^{A1} Nestingssoftware: TrixCam</p>
<p>DENTAL MAKERS </p>	<p>Lightbuilder 4K 2.0 ^{A13} Nestingssoftware: Chitubox</p>
	<p>Creo C5 ^{A5} Nestingssoftware: Planmeca Creo C5 Studio</p>
	<p>Original Prusa Medical One Nestingssoftware: PrusaSlicer Medical</p>
	<p>D20+ / D20 II D30+ / D30 II D50+ Nestingssoftware: Netfabb RapidShape engine</p>
	<p>AccuFab D1S ^{A2} AccuFab L4D ^{A2} Nestingssoftware: AccuWare</p>
	<p>Pro 55 / Pro 55S Pro 95 / Pro 95S Nestingssoftware: RayWare</p>

* This symbol is a business name / registered trademark of a company that does not belong to the BEGO Group.
 For detailed information on the production workflow, please refer to the instructions for use of the respective VarseoSmile or VarseoWax resins.
 Images and illustrations are exemplary. Color, symbols, design and information on the labels and / or packaging shown may differ from reality.
 Products and services shown may not be available in all countries.

VarseoSmile Teeth

Denture Teeth



Compatible cleaning processes (1/1):

	<p>Cleani Solvent: Isopropanol 99 % Parameters: 3 Min Reservoir 1 3 Min Reservoir 2 Spray with fresh solvent</p>
	<p>Cleaning in an ultrasonic bath Solvent: Isopropanol 99 %, Ethanol 96 % Parameters: 3 Min + 2 Min Spray with fresh solvent</p>
	<p>RS Wash: Solvent: Isopropanol 99 % Parameters: 4 min Reservoir 1 3 Min Reservoir 2 3 Min drying Spray with fresh solvent</p>
	<p>ProWash/Dry / ProWash S Solvent: Isopropanol 99 % Parameters: 4 min Reservoir 1 3 Min Reservoir 2 3 Min drying Spray with fresh solvent</p>
	<p>VeriWash / VeriWhirl Solvent: Isopropanol 99 % Parameters: 3 Min + 3 Min Spray with fresh solvent</p>

* This symbol is a business name / registered trademark of a company that does not belong to the BEGO Group.
For detailed information on the production workflow, please refer to the instructions for use of the respective VarseoSmile or VarseoWax resins.
Images and illustrations are exemplary. Color, symbols, design and information on the labels and / or packaging shown may differ from reality.
Products and services shown may not be available in all countries.

VarseoSmile Teeth

Denture Teeth



Compatible post-curing processes(1/1):

	<p>Curie^{B1} Post-curing time: 2 x 2,5 Min Parameters: P13 D8 T2.30 BOn</p> <p>Curie Plus^{B1} Post-curing time: 2 x 2 Min Parameters: P9 D8 T2.00 BOn</p>
	<p>Otoflash^{B1} Post-curing time: 2 x 1.500 Flashes Parameters: /</p> <p>Varseo Cure^{B1} Post-curing time: 2 x 2,5 Min Parameters: P13 D8 T2.30 BOn</p>
	<p>HiLite Power^{B1} Post-curing time: 2 x 90s Parameters: /</p>
	<p>RS Cure Post-curing time: 15 Min Parameters: 385nm + 405nm, 100% Power, without vacuum</p>
	<p>FabCure^{B1} Post-curing time: 2 x 15 Min Parameters: 20 °C</p> <p>FabCure 2^{B1} Post-curing time: 2 x 5 Min Parameters: 20 °C</p>
	<p>ProCure^{B1} Post-curing time: 2 x 20 Min Parameters: 20 °C</p> <p>NanoCure Post-curing time: 3:25 Min (Total) Parameters: See preprogrammed profile VarseoSmile Teeth / Sprinray Crown</p>




VarseoWax CAD/Cast

Castable objects



* This symbol is a business name / registered trademark of a company that does not belong to the BEG
For detailed information on the production workflow, please refer to the instructions for use of the resper
Images and illustrations are exemplary. Color, symbols, design and information on the labels and / or pa
Products and services shown may not be available in all countries.

Compatible 3D-printers (1/1):

	<p>MAX UV 385nm MAX 405nm MAX 2 Ultra Nestingssoftware: Composer</p>
	<p>Varseo XS Varseo S^{A6} Varseo L^{A6} Varseo^{A6} Nestingssoftware: CAMCreator Print</p>
	<p>D10+ D20+ / D20 II D30+ / D30 II D50+ Nestingssoftware: Netfabb RapidShape engine</p>



* This symbol is a business name / registered trademark of a company that does not belong to the BEGO Group.
 For detailed information on the production workflow, please refer to the instructions for use of the respective VarseoSmile or VarseoWax resins.
 Images and illustrations are exemplary. Color, symbols, design and information on the labels and / or packaging shown may differ from reality.
 Products and services shown may not be available in all countries.

VarseoWax CAD/Cast

Castable objects



Compatible cleaning processes (1/1):

	<p>Cleaning in an ultrasonic bath Solvent: Isopropanol 99 %, Ethanol 96 % Parameter: 3 Min + 2 Min</p>
	<p>RS Wash: Solvent: Isopropanol 99 % Parameter: 4 min Reservoir 1 3 Min Reservoir 2 3 Min drying</p>




* This symbol is a business name / registered trademark of a company that does not belong to the BEGO Group.
 For detailed information on the production workflow, please refer to the instructions for use of the respective VarseoSmile or VarseoWax resins.
 Images and illustrations are exemplary. Color, symbols, design and information on the labels and / or packaging shown may differ from reality.
 Products and services shown may not be available in all countries.

VarseoWax CAD/Cast

Castable objects



Compatible post-curing processes(1/1):

	<p>Curie Post-curing time: 2 Min Parameters: P13 D8 T2.00 BOn</p>
	<p>Otoflash^{B1} Post-curing time: 2 x 500 Flashes Parameters: /</p> <p>Varseo Cure Post-curing time: 2 Min Parameters: P13 D8 T2.00 BOn</p>
	<p>RS Cure Post-curing time: 15 Min Parameters: 385nm + 405nm, 100% Power, without vacuum</p>

* This symbol is a business name / registered trademark of a company that does not belong to the BEGO Group.
For detailed information on the production workflow, please refer to the instructions for use of the respective VarseoSmile or VarseoWax resins.
Images and illustrations are exemplary. Color, symbols, design and information on the labels and / or packaging shown may differ from reality.
Products and services shown may not be available in all countries.

VarseoWax Model

Dental models



Compatible 3D-printers (1/1):

	<p>DENTIQ Freeshape 120 Nestingsoftware: Alpha AI</p>
	<p>Photon Mono X^{A11} Nestingsoftware: Photon Workshop V2.1.24</p>
	<p>MAX UV 385nm MAX 405nm Pro 4K80 385nm MAX 2 Ultra Nestingsoftware: Composer</p>
	<p>Varseo XS Nestingsoftware: CAMCreator Print</p>
	<p>Versus 385 Nestingsoftware: MicroForm</p>
	<p>D10+ D20+ / D20 II D30+ / D30 II D50+ Nestingsoftware: Netfabb RapidShape engine</p>

* This symbol is a business name / registered trademark of a company that does not belong to the BEGO Group.
For detailed information on the production workflow, please refer to the instructions for use of the respective VarseoSmile or VarseoWax resins.
Images and illustrations are exemplary. Color, symbols, design and information on the labels and / or packaging shown may differ from reality.
Products and services shown may not be available in all countries.

VarseoWax Model

Dental models



Compatible cleaning processes (1/1):

	<p>Wash & Cure Plus^{B3} Solvent: Isopropanol 99 %, Ethanol 96 % Parameters: 8 Min</p>
	<p>Cleaning in an ultrasonic bath Solvent: Isopropanol 99 %, Ethanol 96 % Parameters: 5 Min</p>
	<p>FormWash Solvent: Isopropanol 99 % Parameters: 5 Min</p>
	<p>RS Wash: Solvent: Isopropanol 99 % Parameters: 4 min Reservoir 1 3 Min Reservoir 2 3 Min drying</p>







* This symbol is a business name / registered trademark of a company that does not belong to the BEGO Group.
For detailed information on the production workflow, please refer to the instructions for use of the respective VarseoSmile or VarseoWax resins.
Images and illustrations are exemplary. Color, symbols, design and information on the labels and / or packaging shown may differ from reality.
Products and services shown may not be available in all countries.

VarseoWax Model

Dental models



Compatible post-curing processes(1/1):

	<p>Curie Post-curing time: 5 Min Parameters: P13 D8 T5.00 BOn</p>
	<p>Wash & Cure Plus^{B1 B3} Post-curing time: 2 x 20 Min Parameters: /</p>
	<p>Otoflash^{B1} Post-curing time: 2 x 2.000 Flashes Parameters: /</p> <p>Varseo Cure Post-curing time: 5 Min Parameters: P13 D8 T5.00 BOn</p>
	<p>HiLite Power^{B1} Post-curing time: 2 x 180s Parameters: /</p>
	<p>FormCure^{B1} Post-curing time: 2 x 20 Min Parameters: 60 °C</p>
	<p>RS Cure Post-curing time: 15 Min Parameters: 385nm + 405nm, 100% Power, without vacuum</p>

* This symbol is a business name / registered trademark of a company that does not belong to the BEGO Group.
For detailed information on the production workflow, please refer to the instructions for use of the respective VarseoSmile or VarseoWax resins.
Images and illustrations are exemplary. Color, symbols, design and information on the labels and / or packaging shown may differ from reality.
Products and services shown may not be available in all countries.

Additional information

- A1 - Device can only be used in combination with material with Anodized Aluminium Build Platform (Small/Medium/Large)
 - A2 - Device can only be used in combination with material with Ceramic Build Platform (large + large resin tank)
 - A3 - Device can only be used in combination with material with Ceramic Build Platform (small + small resin tank)
 - A4 - Device can only be used in combination with material with Anodized Aluminium Build Platform
 - A5 - Device can only be used in combination with material with Glass Build Platform
 - A6 - Device can only be used in combination with material with Stainless Steel Build Platform
 - A7 - Device in combination with material can only be used with Build Platform Flex
 - A8 - Formlabs distributes VarseoSmile Crown plus as Permanent Crown
 - A9 - VarseoSmile Temp in the color Bleach is currently only available for the Form 3B / Form 3B+
 - A10 - Formlabs distributes VarseoSmile Temp as Temporary CB
 - A11 - Compatibility applies to the design status for serial no. P02123C0306508
 - A12 – As Sprintray Crown
 - A13 - Device in combination with material can only be used with Build Platform Fastplate
 - A14 – For download of Alpha 3D, contact Ackuretta Support
-
- B1 - Turn objects between post-curing cycles, allowing the device and object to cool down.
 - B2 - The PrograPrint Object Holder is not included with the device
 - B3 - Compatibility applies to the design status for serial no. W31126A0405446.

* This symbol is a business name / registered trademark of a company that does not belong to the BEGO Group.
For detailed information on the production workflow, please refer to the instructions for use of the respective VarseoSmile or VarseoWax resins.
Images and illustrations are exemplary. Color, symbols, design and information on the labels and / or packaging shown may differ from reality.
Products and services shown may not be available in all countries.

Manual cleaning with Tensides

This cleaning method is valid for VarseoSmile Crown^{plus} and VarseoSmile Temp

Necessary tools, equipment and materials

- InovaPrint wash (hp-dent¹) general purpose 3D print cleaner
- Tap water
- 1-propanol (70 Vol.-%)
- Toothbrush
- Brush
- Instrument for holding the printed objects (e.g. artery clamp)
- Absorbent pad (e.g. paper towels) or tub
- 2 cups for 1-propanol (70 Vol.-%)
- 1 cup for cleaning solution
- Compressed air with trigger/splash guard
- Personal protective equipment: protective gloves and goggles



Cleaning process

Carefully remove the printed object from the platform with the help of a spatula.



Clean the printed object by using a toothbrush and/or brush in two steps:

Step 1:
Pre-wash with reusable cleaning solution: 5% InovaPrint wash (hp-dent) + 95% tap water.

- 1.1 Vigorously swirl object in cleaning solution for 15s using pliers or an arterial clamp. Ensure not to damage the printed object.



- 1.2 Remove excess resin by using a toothbrush and cleaning solution. In addition, a brush can be used to clean the inside of crowns. Shortly swirl object in cleaning solution as needed.



Note: Clean toothbrush and brush regularly with 1-Propanol when covered with resin. Dry before reusing toothbrush or brush again for cleaning the printed object.

- 1.3 Use compressed air under a fume hood with splash guard to remove the cleaning solution from the printed object's surface.



- 1.4 Repeat step 1.2 and 1.3 until just a thin layer of resin remains on the surface of the print.

Step 2:
Finish with fresh 1-Propanol (70 Vol.-%).

- 2.1 Vigorously swirl printed object in 1-Propanol for 5s and dry object immediately with compressed air.



- 2.2 Check for remaining resin (shiny spots). If surface of printed object is matte, remove support structure as described in the following step (step 2.3). Shiny spots can be removed by quickly brushing the surface with a 1-Propanol soaked brush. Immediately dry object with compressed air.

- 2.3 Remove the support structure with the help of a cutting wheel or side cutters. Ensure not to deform the printed object.



- 2.4 Quickly clean occlusal surface with a 1-Propanol soaked brush to remove any excess resin. Immediately dry printed object with compressed air.



Note: Contact time of printed object with 1-Propanol needs to be reduced to a minimum to avoid the formation of white spots on the surface.

- 2.5 Post-cure the dental objects by using a validated post-curing unit.

¹ This symbol is a business name / registered trademark or a company that does not belong to the BEGO Group.
For detailed information on the production workflow, please refer to the instructions for use of the respective VarseoSmile or VarseoWax resins.
Images and illustrations are exemplary. Color, symbols, design and information on the labels and / or packaging shown may differ from reality.
Products and services shown may not be available in all countries.